

LA CLINICA

A F F O R D A B L E H E A L T H C A R E E X C E L L E N C E F O R A L L

OUR VISION:

We will not stop until affordable health care excellence is available for ALL.

OUR CORE PURPOSE:

Empower people to live healthy lives.

Health Center Sites

- **Central Point Health Center**—4940 Hamrick Rd., Central Point
- **Phoenix Health Center**—3617 S. Pacific Hwy., Medford
- **West Medford Health Center**—1307 W. Main S., Medford
- **Women's Health Center**—910 S. Central Ave., Medford

Kids Health Connection

- **Jackson Elementary School**—713 Summit Avenue, Medford
- **Jewett Elementary School**—1001 Manzanita St., Central Point
- **Oak Grove Elementary School**—2838 W. Main St., Medford
- **Phoenix Elementary School**—215 N. Rose St., Phoenix
- **Washington Elementary School**—610 S. Peach St., Medford

Patient Demographics 2009

Patients: 15,159

Number of Visits: 62,772

Ethnicity

Non-Hispanic: 65% Hispanic: 35%

Age:

Under 19: 37% 20-64: 59%

65 and over: 4%



Professional Staff

Medical Providers


Mary Cutler, MD
Karen Harris, MD
Linda Harris, MD
Richard Julyan, MD
Bill Palm, MD
Ken Rhee, MD
Karen Sauer, MD
Steve Wells, MD
Mary Barnum, FNP
Rebecca Bolling, FNP
Kelli LaFleur, FNP
Kim McQuoid, FNP, CNM
Megan Orr, FNP
Bonita Ryall, PNP
Patty Schein, FNP
Kathryn Warner, FNP
Rochelle Webster, FNP
Linda Brouzes, CNM
Ute Frommer-Sherbow, CNM
Hillary Handelsman, CNM
Ana Neff, FNP, CNM

Dental Providers

Luke Barsalou, DMD
Mike Costa, DDS
Ira Povey, DMD
Calie Roa, DMD
Amy Fine, DMD
Carl Wheeler, DMD
Leslie Cartner, RDH
Keela Sutton, RDH

Behavioral Health Providers

Hector Aleman, MSW, CSWA
Dan Flood, MSW
Yula Mata, LPC
Kandi Obrist, MSW
Elise Travertini, LCSW

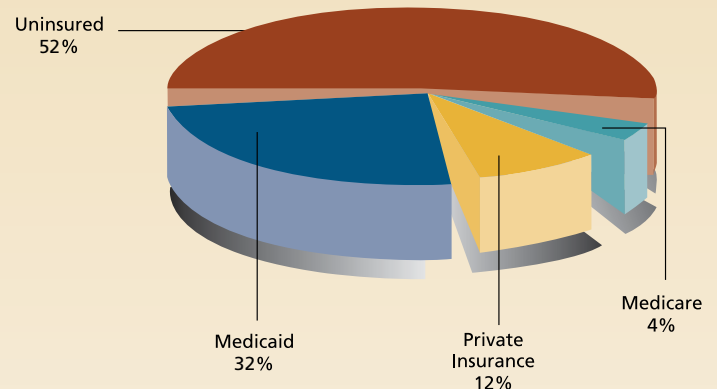


Patient Income/Insurance Usage 2009

Of our 15,159 patients:

- Ninety-three percent earn below 200 percent Federal Poverty Level (FPL)
- Seventy-two percent earn below 100 percent of the FPL
- Fifty-two percent are uninsured
- Thirty-two percent have Medicaid coverage (Oregon Health Plan)
- Four percent have Medicare
- Twelve percent have private insurance

Payor/Insurance Type



Services Provided

Medical

- Diagnosis and treatment of acute and chronic illnesses
- Adult physicals, including annual well-women exams
- Well-child check-ups, including vaccinations
- Prenatal care, including case management and labor & delivery services at Ashland Community Hospital, Providence Medford Medical Center, & Rogue Valley Medical Center
- Specialty women's care
- Family planning
- On-site laboratory
- Chronic disease care
- Case management for pain patients
- Low-cost and free prescription drug programs
- Health education
- Medicaid/OHP application assistance
- Health-care visits to migrant camps, public housing & homeless shelters
- Transportation & translation

Dental

- Comprehensive dental care, including preventive, restorative, rehabilitative, & emergency
- Complete hygiene services
- Happy Smiles, dental prevention at 16 Title I elementary schools

Behavioral Health

- Mental health counseling & referral
- Integrated behavioral health care

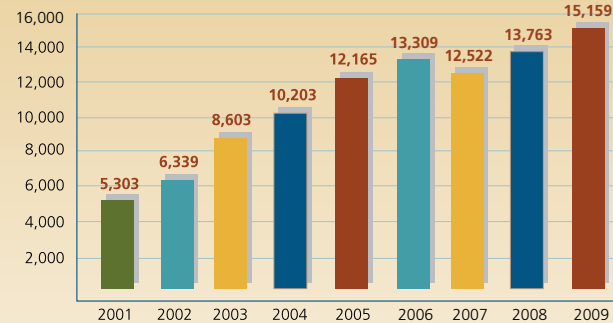
Social Services

- Healthy Start home visits to families at risk for child abuse and neglect
- Community education and outreach



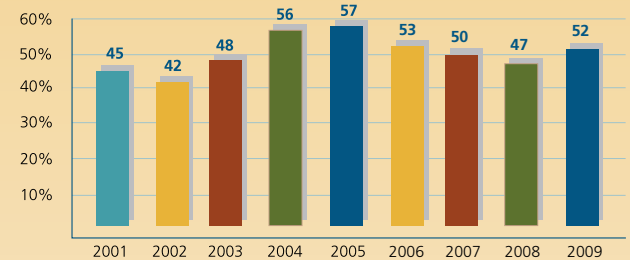
Number of Patients

In our unwavering determination to meet community needs, La Clinica has grown by 300 percent since 2001.



Percentage of Uninsured Patients

Our percentage of uninsured patients depicts like no other measure unwavering dedication to our mission, vision, and values. Fifty-two percent of our patients were uninsured in 2009 compared with 45 percent for similar health organizations in Oregon and 38 percent nationwide. We believe that all people have a basic right to health care, and our commitment to the uninsured fulfills our pledge to donors and community partners to increase access to affordable care for the most vulnerable among us.



Patient Ethnicity

After 20 years, La Clinica has become a health-care organization that serves our entire community.

